






*Hi! We are Mr. and Mrs. Geotreck. We will be escorting you on your trip through Canada, Latin America, Europe, and Australia and Oceania. We hope that we will not only help you learn about these wonderful places but have some fun together as well!*




The first thing we will do together is learn how to draw us so that we can travel together. We are VERY simple to draw ~ if Mrs. Watson can draw us, anyone can! 😊 We are both identical except for Mrs. Geotreck's bow.



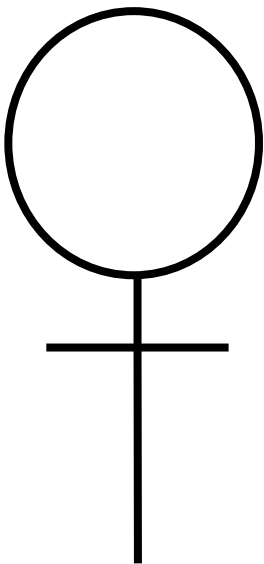
*The first thing you need to draw is a circle for our head. The size will depend on where we will be on your paper. For now, draw a circle about the size of a quarter. Do not add a face.*




*Now draw a small vertical line that will be our neck and a horizontal line for our shoulders. The horizontal line should not be wider than our head.*



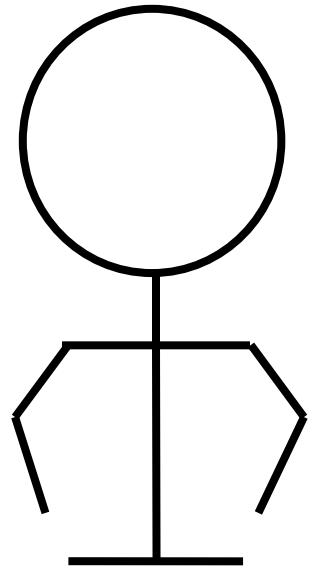
*Next, extend the neck line down to create our spine.*



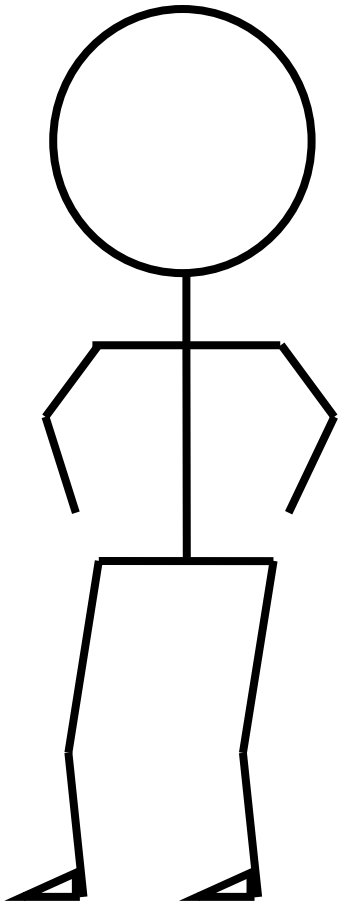


*Now draw a horizontal line at the end of the spine parallel to the shoulder line. This is our hips.*

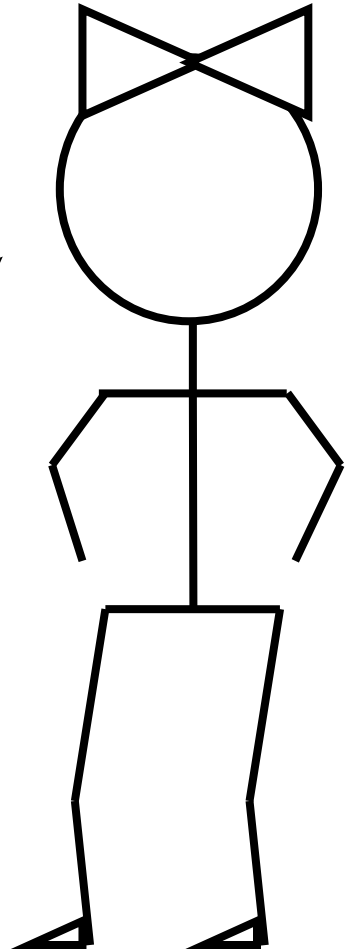
*The next step is to add our arms. Draw a line from each shoulder with a bend in it for our elbows.*



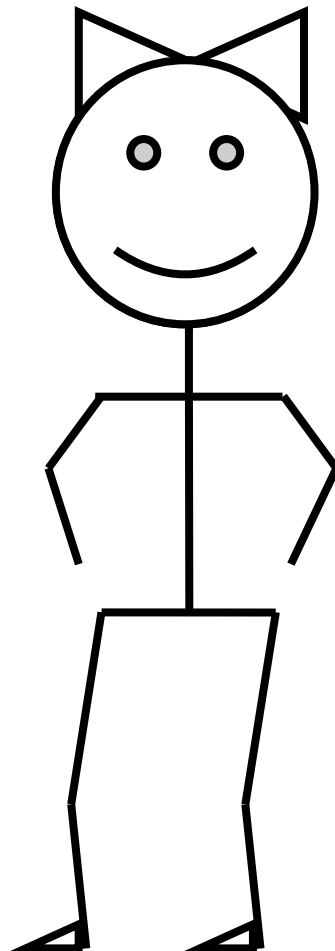
*Then from the hips draw lines for legs with a slight bend for our knees. Add small triangles for feet and you are done with me. Mrs. Geotreck however needs a tad more time. Hurry up dear.*



*Oh, honey. All I need are two triangles facing each other at the top of my head.*



*The final step is to add our expressions. This will depend on our reactions to the experiences we have.*



*After you have practiced drawing us a few times it will take you less than 20 seconds to draw one of us. We are so excited to have new friends! We can't wait to begin our journey together!*

